

Registration Opens on Monday morning, August 5, at 8 a.m. MST - Please note the time **M S T**

Just 15 minutes from the Airport at the
SE CORNER OF DOBSON & GUADALUPE
1837 W. Guadalupe Rd, Suite 109
Mesa, AZ 85202
TELEPHONE
(480)898-1838
1.888.94-ATTIC

THE ATTIC

2024 July 30

Issue No. 24-5

www.atticneedlework.com

August-September Samplers of the Month

To many sampler stitchers September is known as Sampler September, and we at Attic Needlework, **where samplers rule**, are excited for this **Seventh Annual September Sampler Soirée**. This special sampler time was begun seven years ago by Veronica/Senorita Stitches. Veronica did a YouTube video about this special sampler event several years ago. [Here](#) is the link to her short video, and I think you'll find it interesting ... where, for hashtag purposes on Instagram, she points out the distinction in hashtags between an antique reproduction sampler and a current sampler design (not a repro).

With the immense assistance of Attic staff member Mary, we have for you a gallery of samplers on our website that we have selected for this special August-September event. Mary has named them "Jean's favorite samplers" ... in fact, it should say SOME of Jean's favorite samplers, as I found in going through this exercise that I have far more favorites than the 37 we're showing here. But Mary didn't want more ... she actually wanted 31, one for each day of the August month ... because we plan to feature a different one daily. I couldn't pare it down any more than the 37. And I'm hoping at some point soon to do a follow-on publication that includes more of my favorites. So many samplers ... so little time.

As our August-September Sampler of the Month, save 15% when the chart, linen & silk are purchased. Purchasing 2 of the 3 parts entitles you to a 10% discount.

More thumbnail images of your sampler choices appear on the following pages. To go to the gallery on our website, click on the arrow below:



ACROSS THE SEA SAMPLER



THE ATTIC



AMERICAN WELCOME

AND GOD SAW

ANN HUGHS 1852 Woodfield House

ANN WILKINSON 1834



BRIDGET POWER SAMPLER

CONSTANT COMPANION

D. FREITAG



DORCAS HAYNES SAMPLER

DOROTHY WALPOLE

ELIZA HILLS

THE ATTIC



ELIZABETH BIGGS



ELIZABERH HANNELL 1840



EMMA SANDFORD



ERSILIA'S SAMPLER



HANNAH DAWSON 1831



HANNAH SANDERSON



HARRIOT HAY 1800



INNOCENCE 1840



KLARA HANSEN



LUZ GONZALEZ



M. WOODS 1759



MARGARET FERGUSON



MARIA CERON 1830



MARY ANN FARMER



MARY ROE



MARY WIGGLESWORTH



OH, JOYOUS DAY



POUR TA FETE



REBECCA STEWARD



REGINA HAIBLE



ROSE GARDEN



SARAH ABRAHAM



SARAH STEWART HARDMAN



TAPESTRY OF STITCHES



THE LORD'S PRAYER



VICTORIA'S GARDEN




And we cannot wait! We are thrilled to announce that this beautiful *NeedleWorkPress* reproduction will be an Attic *exclusive* for your stitching pleasure very soon. The model is being stitched as we speak, and we have ordered the silks and linen for it. Watch for further updates in a future newsletter as well as on social media.



Mary Ann Buck's cheerful 19th century sampler no doubt includes scenes that give us a clue to her rural surroundings. While she lets us know she was just 10 years old when she stitched her sampler, she didn't note a date or location. We see perhaps a bull charging out of the barnyard gate (that looks almost as if it came off the pages of Doctor Who).

She chose the first two verses of an anonymous four-verse hymn that was published with several titles: Birth Date, Child's Birth Day, Passing Time and A Birth Day Prayer.



HANNAH HEATH VANDEWATER 1832 \$14, 206 x 101 ~
model stitched on 36ct *Mason Linen* with silks and 2 DMC, and
the eyelet stitches were replaced with Smyrna crosses.

Dorcas Haynes 1720 Sampler

THE ATTIC

PAGE 9


I can't remember when there's been a sampler as popular as this one with our customers. We continue to ship the chart, linen, and thread kits for this stunning sampler. And Beth has kindly allowed us to continue to exhibit her exquisite model for a bit longer, so I'm going to continue to include Dorcas's beautiful work in the newsletter.



Photos of Linda Hadden's sampler.



* Beth's exquisite re-creation of the Dorcas Haynes sampler that she stitched reversibly (see photo below) ~ she has kindly taken this off her wall at home to share with us during our focus on this stunning sampler. I hope you get to see it while it's 'visiting' The Attic



The Proper Stitch presents projects and stitch illustrations by Darlene O'Steen that educate and improve your stitching skills. It is one of the few books available that actually shows both the front and back side of each stitch. It doesn't just show diagrams; it gives clear explanations for the stitches and how they can be done properly. This book features 24 new pages, 2 never before published projects, 5 new stitch illustrations, as well as updated photos and revised illustrations. 168 pgs. ~ \$19.99

This book will be an invaluable reference for anyone stitching The Dorcas Haynes Sampler ~ but even if you never plan on stitching that incredible sampler, your library should contain at least one copy of this singular book. And at \$19.99, it is a remarkable bargain ~ it was originally priced at nearly twice that.

2025 will be a banner year for Attic events as it is the 20th anniversary of our Sampler Symposium, the first one being held in 2005.

And we are excited to present our very special 2025 Summer School event: From Sea to Shining Sea, celebrating 250 years of America and American samplers. To celebrate this special year, we will be having a series of special speakers and faculty at our different events, as well as our very special Star Spangled Summer School, not to be missed!



SAVE THE DATE: August 22-24, 2025

Join us at The Attic in 2025 for a very special star-spangled event to celebrate America's sescentennial, with an outstanding guest faculty joining our regular faculty and an array of projects showcasing American samplers. This will be a unique, star-spangled Summer School like none other to celebrate the 250th anniversary of the birth of our nation and the start of America's journey for independence.



THE ATTIC

Attic Events Schedule

PAGE 12

Every
Saturday

In-Shop Stitch-Togethers

The table in what we call "the library" section of the shop is where needleworkers are gathering for Saturday stitch-togethers.

If you want to come in and stitch on a Saturday, please call the shop to register.

August

August 16 - 18 - Summer School - Registration is full - waiting list only. Full details inside.

September

Join us and stitch a sampler(s) this month to celebrate Sampler September.

November

November 8 - 10 - Autumn of Abundance 2024 - full details inside ~ with Teresa Kogut of *Teresa Kogut's Creative Whims*, Chessie & Me's Linda Lautenschlager, and *Heartstring Samplers*' Beth & Matt Twist.

January 2025

January 17 - 19, Sampler Symposium (the faculty and full agenda is still being planned) ~ and on Monday, January 20, Optional Workshop with Jackie du Plessis and, *below*, the exquisite Carmen Sampler.



Registration Procedures for an Attic Event

All registrations are by email only, to jeanlea@me.com, and the opening date/time of event registration is announced in a newsletter approximately 7-14 days prior to the registration actually opening. The time has typically been 8 AM Phoenix time. Please ask Google or Siri what time it is in Phoenix as compared to your location, and then prepare your email ready to send at the stroke of 8 AM Phoenix time. Please do not send it at 7:49 as those emails are disqualified. And by 8:04 AM the event is typically full. But if you follow these procedures, you will have the best opportunity..

UPCOMING WORKSHOPS

- * August 16 - 18, Summer School ~ joining this year's faculty, special guests Karen and Brendon Kirk of *Fox & Rabbit*, Katie Strachan of *Katie Strachan Artisan Embroidery*, & Professor Emeritus Linda Danielson
- * Nov 8-10, Autumn of Abundance 2024 with *Teresa Kogut's Creative Whims*' Teresa Kogut, *Chessie & Me's* Linda Lautenschlager, and *Heartstring Samplers*' Beth & Matt Twist.
- * January 17-21, 2025 ~ Sampler Symposium & Optional Workshop
- * June 20-22, 2025 ~ Bristol V
- * August 22-24 ~ A Very Special Summer School

The faculty for our 2025 Sampler Symposium, January 17-21, will be announced in an upcoming newsletter, but we are anticipating some outstanding presenters, for some history lessons with a needlework bent!



Summer School in 2025 promises to be epic! Save the date, August 22-24!



* Teresa Kogut of *Teresa Kogut's Creative Whims*

The weekend's preliminary schedule: The event opens Friday at 5 p.m. with a dinner, and the workshops are scheduled from 6:00 - 9:00 p.m. Friday night, Saturday 9:00 - 4:00 p.m. with lunch, 6:00 - 9:00 Show & Share, and Sunday 9:00 - Noon. A breakfast buffet that is included is served each day beginning at 7:00 a.m.

Beth, Linda, and Teresa will each present a cross-stitch project. I have asked Teresa to also present a punch-needle project. I love PN and I am so looking forward to learning from Teresa. Matt, the Board Room's executive and master craftsman, will present the work of his hands.

That project will be presented to anyone in our group who wants to take it. If you have your own PN tools, please bring them. I will have available for purchase in the shop punchneedle supplies, i.e., a no-slip hoop and the needles.

Both Teresa and I need to know how many of you will be doing the project, so there will be a place on the Registration Form for you to let us know.

A more comprehensive schedule will be sent to registrants at a future date.



* Beth & Matt Twist of *Heartstring Samplery* and *The Board Room*



* Linda Lautenschlager of *Chessie & Me*

Hotel: This year's November weekend will again be held at our favorite hotel, the Hilton Garden Inn Phoenix-Tempe University Research Park. Hotel registration info will be included with the Registration Form that is sent upon your successful registration, along with the booking link.

The November room rates for this event are

- * King Bedroom: \$142.00 Per Night
- * Two Queen Bedroom: \$162.00 Per Night
- * King Studio Suite: \$142.00 Per Night

The hotel's shuttle bus will take you back and forth to the shop and to restaurants and shopping within 5 miles of the hotel. Save the HUGE car rental fees to give you more dollars for your needlework budget! They do not provide airport shuttle service, but there are lots of options, such as Uber, Lyft, etc.

Registration Fee \$725 (includes meals) ~ Registration by email to jeanlea@me.com opens **Monday, August 5, 8 a.m. MST** ~ Please note that Phoenix is on Mountain Standard Time. Phoenix does not "spring forward" ... ask Google to verify Phoenix time with relation to yours. Please *do not* phone the shop to ask for that information. You will be referred to Google.

Registration is Full - Waiting List Only

Registration by email only to jeanlea@me.com

THE ATTIC

Summer School ~ August 16-18

PAGE 14



Katie Strachan, *Artisan Embroideress* ~ <https://katie-strachan.com>

Here's what Katie tells us about her project: We're going to be picking up the threads from last year's presentation and talking about Thomas' better half. She is, to my mind, equally important to the story, but there's much less on her to find, which is a story in itself. The threads in the photo are arranged on the Haviland china she and Thomas received from their friends and neighbors for their china wedding anniversary. I'm using the pattern to design a needlebook with the idea of making something she could have owned and used.

Meet our 2024 Amazing Summer School Faculty

How lucky are we to spend the weekend learning from this talented group! I am thrilled beyond words at the privilege of hosting this very special event featuring projects from each of these designers. Below and on the next page are snippets of their projects and/or if applicable, the sampler that inspired it.



Linda Danielson/*Samplers Remembered*

Having retired from the faculty previously, now our Professor Emeritus, we talked her into coming back with a very special project, pictured below.



Karen and Brendon Kirk, *Fox & Rabbit Designs* ~

Their sampler inspired a lovely needlebook, and your kit will include the supplies for both.



Hotel: This year's Summer School weekend is again being held at the Hilton Garden Inn Phoenix-Tempe University Research Park. Hotel registration info will be included with the Registration Form that is sent upon your successful registration, along with the booking link. The room rates this year are \$102 King and 2 Queens \$112 at the Hilton Garden Inn and \$112 for a King Studio Suite with a Full Sofa Bed at the adjoining Home2 Suites. The hotel's shuttle bus will take you back and forth to the shop and to restaurants and shopping within 5 miles of the hotel. Save the HUGE car rental fees to give you more dollars in your budget for needlework! They do not provide airport shuttle service, but there are lots of options, such as Uber, Lyft, etc.

Registration Fee \$850 ~ Fees include the six workshops/kits with these fabulous designers and most meals ~ and a few surprises

Registration by email to jeanlea@me.com opens Wednesday, May 1, 8 a.m. **MST** ~ Phoenix does not "spring forward" ... ask Google to verify Phoenix time with relation to your time zone. Please do not phone the shop to ask for that information. You will be referred to Google.

Nancy Mills, *Five Times Blessed*

Nancy's (*Five Times Blessed*) project is under wraps, but she can't wait to introduce you to Laurel the Bear, who has journeyed a long way to come to Summer School with her valises full of stitching projects.

Maegan and Vickie
Jennett/*NeedleWorkPress*

NeedleWorkPress says this about their project: *This charming friendship sampler is the inspiration for this year's NeedleWorkPress project.*

Linda Vinson, *Needlemade Designs*

Linda tells us this about her project for this year: *The project is a sliding boxes reticule based on an English sampler, Mary Ranson 1798, and a Chinese antique reticule that I own. To go inside the reticule is a needle book, a scissors case and fob, and possibly one or two other pieces depending on what I can work out on the piece of fabric.*





Above from the left:

- * TWO FOR JOY \$8, 217 x 127 ~ Ruthie includes information about her inspiration for this original design, including the verse: "One for sorrow; Two for joy; Three for a girl; Four for a boy; Five for silver; Six for gold; Seven for a secret, never to be told"
- * ANN HARDCASTLE 1844, 129 x 240, charted in DMC
- * HARRIET HEBBLETHWAITE 1824 \$15, 246 x 316, charted in DMC for the faded colors on the front but, if you prefer the original brighter colors, there is also a DMC conversion to those colors shown on the back.



Below from the left:

- * THE HOLLY BEARS THE CROWN 1814 11, 187 x 283, charted in overdyed cottons with a DMC conversion
- * HANNAH MARY SCHOFIELD 1867 \$8, 175 x 186 ~ Hannah used the 4-sided stitch for the capitals of her name, one of my favorite stitches
- * SARAH FOOTIT 1821 \$8, 187 x 199, charted in overdyed cottons with a DMC conversion





Two above:

Two Norfolk samplers, a favorite sampler genre of mine ~ both charts include a great deal of genealogy on the sampler makers:

- * MARY ANN KITTLE 1813 \$15, 229 x 288, charted with DMC in two color options, muted like the front or the brighter back colors ~ I LOVE this sampler!
- * MARIA FRISTON 1802 \$15, 238 x 336, charted with DMC for the original back colors and, for the faded front colors, two suggested overdyes



Two on the left:

- * MARIA FRISTON'S PINCUSHION DRUM 1802 \$8.50, top - 61 x 65, side 203 x 93
- * MARY JENKINS 1772 \$15, 161 x 272





Clockwise from above:

- * QUEEN OF THE MAY, *A Celebration of Springtime* \$13, 145 x 169 ~ Jacob tells us that he took inspiration for this design “from a 16th-century lace pattern that had a lady at its centre holding branches.”
- * A LITTLE RED *Spring SAMPLER* \$13, 151 x 151 ~ This design was inspired in part by an 1827 Denmark sampler that “hangs on the wall behind my computer,” Jacob tells us.
- * HOLD ON TO YOUR SOCKS, *an 18th century knitting sampler* \$18, 244 x 331
- * ANTJE MEESTER 1785, *an Amsterdam Orphanage Sampler* \$20, 138 x 171 ~ The booklet includes great detail about the orphanage and also the sampler
- * ELIZABETH GEE, *A Quaker Sampler* \$16, 145 x 171 ~ The booklet includes some interesting information about the Gee family and this sampler’s design and elements and notes that the verse on the sampler is a quote from William Penn’s book *Some Fruits of Solitude in Reflections And Maxims*.





Clockwise from above:

- * RED BERRIES, A Christmas Greeting \$7, 138 x 114 ~ I absolutely LOVE this one, always have, from the moment I laid eyes on it. Then why haven't I stitched it? It only has 2 colors, red and green, and on 56ct it's only 5 x 4, a lovely ornament size!
- * HOW DOTH THE LITTLE BUSY BEE, *A Beekeeper's Pincushion*, \$7.50, 94 x 107 ~ And wouldn't this make a lovely pincushion; on 40ct, 4.7 x 5.4! Perfect!
- * LOVE LETTERS \$8, 85 x 115; on 40ct, 4.2 x 5.7. How perfect to stitch your love's initials in a different color!
- * LFB 1788, *A Red Deer Sampler* \$21, 271 x 282 ~ This chart booklet is a must own even if you don't intend to stitch it. It's filled with Dutch history, admittedly something I'd known little about. The *best* part for me is that Jacob includes 2 1/2 pages of explanations about the motifs included by LFB.
- * IAB 1817, *The Rosebush Sampler* \$18, 256 x 255, on 40ct 12.8 x 12.8 ~ I LOVE this sampler, not only because of the roses but also the border ... as Jacob points out, "which is not a simple repeat border and is a constantly changing bouquet of flowers and birds."



LOVE LETTERS





Lori's exquisite reproduction of POUR TA FÊTE from *Lindsay Lane Designs* using her own colors in *Gloriana's* Tudor silks on 56ct linen.





Clockwise from the left:

- * Gail's finish of **Blackbird Designs'** CHRISTMAS GARDEN on 56ct, shown next to our shop model on 40ct for size comparison!
- * Kathy's A GATHERING OF ACORNS, an exclusive retreat piece from **Fox & Rabbit**
- * Lynda's beautiful "bee sampler" ~ I'm sorry, I didn't note the name or designer
- * Luciana's colorful cardinal sampler from **Nancy Pfeifer/The Gentle Art**



THE ATTIC



My apologies for not noting/remembering in some cases the stitcher's name ... chemo brain strikes again!

Clockwise from above:

- * Julianne's two beautiful *NeedleWorkPress* reproductions, ELENA GALVEZ and SIX RED ALPHABETS
- * A new design coming from *Jennie Lane Designs*
- * FAITH from *Summer House Stitches Workes*
- * PEACOCK PINCUSHION from *Cottage Garden Samplings*
- * Susan's gorgeous French alphabet "L"
- * SPRING SNOW from *INK CIRCLES*
- * Cricket's beautiful finish of *The Scarlet House's* SARAH JACKSON





John & I will celebrate 54 years on August 1st




Brother Jer & Nan celebrated 57 years in June

As the oldest in one's family, I find that I take on several of the parental roles, and one of them is profound pride in our family. I know our parents are so happy to see the marital blessings their children are enjoying, with four of us celebrating 50+ years. With God's grace, there will be many more.



Our parents, Meta & Jerome, "till death do us part," will celebrate 81 years in August in heaven.



Sister Gail & Chuck celebrated 52 years in April



Brother Mike & Deb will celebrate 54 years in November



Youngest brother John is in a relationship with Jamie



Great grandbaby Wesley Cole Wilson will be two months old next week. I can't believe how much he's grown already. I feel so blessed to be able to hold him and kiss his little toes and wait for each smile. Granddaughter Hannah and Avery are sooo happy!



Life is good ... fabulous family and beautiful samplers to stitch with wonderful needlework friends ... sigh!